



GSPK

Happy Gram

Sunshine greetings again! Welcome to GSPK Happy Gram #6 – Sharing Time

The fact that I can plant a seed and it becomes a flower, share a bit of knowledge and it becomes another's, smile at someone and receive a smile in return, are to me continual spiritual exercises.

-Leo Buscaglia

Sumer is nearly here! We will all be looking for new and creative ways to fill our time. So welcome to the BIGGEST issue of the Happy Gram yet! Teachers LOVE to share, and this Sharing Time newsletter will give you a window into what all of our classes have been doing during this time of social distancing.

While finding creative solutions to remain connected, we have seen what a range of talents our teachers and staff have to share. Mailboxes carry special deliveries. FaceTime turns into reading time. Emails bring lessons and activities. Zoom meetings are a rousing Circle Time. YouTube videos teach us all about the wonders of nature. We would like to share these little classroom gifts with our whole GSPK family as a BIG THANK YOU for sharing your precious little ones with us.

Enjoy!

XOXO,

The GSPK Teachers and Staff





How Are You? You are Doing a Great Job!

Thank you for sharing your beautiful children with us!

We know they are your sunshine, your happiness, your heart. From the moment they walked into GSPK, we KNEW we were entrusted with the care of your greatest treasures. Every day, when you let go of little hands at our door and watch little feet walk into the classroom, we know pieces of you go with them. And in their smiles, their trust, their hard work and their joy, we see all the gifts you have shared with them, getting them ready for school, getting them ready for the world.

We are overjoyed to be a part of your children's lives. They are our sunshine as well, and are forever etched on our hearts. Thank you for bringing so much happiness into our lives.

**THE BEST WAY
TO MULTIPLY YOUR
HAPPINESS
IS TO SHARE IT
WITH OTHERS.**



longwaitforisabella.com

And remember what Mrs. Ingold always says, "We did the best we could do today."





GSPK Sharing Time – Home Edition

★ Kindergarten with Mrs. Reh and Mrs. Venable



Bird study has been a Kindergarten tradition since Beth Gray lovingly crafted our rich, hands-on, immersive Kindergarten Curriculum over 50 years ago.

Our Kindergarten students have watched so many young robins fledge as they, themselves were just days away from going out into the big, wide world. Kindergarten's Bird Study is a gift to all the classes, as Mrs. Reh recognizes the childlike curiosity in us all and enjoys sharing her knowledge of the wonders of the natural world. We all love exploring her nest collection and seeing the artwork and journals inspired by her teaching. We are so thankful that Mrs. Reh made videos to preserve this teaching tradition for the GSPK Kindergarten Class of 2020.

[A Hug from Mrs. Reh](#)



Join Mrs. Reh for a lesson on Kindergarten's favorite birds- robin, cowbird, cardinal and bluebird.

Robins and Cowbirds:

<https://youtu.be/u0Est-FdaKM>

Cardinals:

<https://youtu.be/CrlyMZtTsKk>

Bluebirds: <https://youtu.be/CMkXSrel22A>

STOP THE PRESSES!!!

Kindergarten has been very busy publishing their latest book which tells the exciting story of a cat named Cocoa. It is an epic tale full of wolves, bunnies and PIZZA! Find out what happens in "The Adventures of Cocoa the Cat" by reading it [HERE](#). Or you can let Mrs. Reh read it to you [HERE](#). It's amazing what Mrs. Reh and a group of creative Kindergarteners can accomplish in a Zoom Class Meeting!



Kindergarten LOVES the Rainforest!

By the schoolyear's end, our hallways are decorated in the beautiful colors of the flora and fauna of a tropical rainforest. Children wonder at animals found nowhere else in the world, and learn to appreciate and preserve this special gift of nature. By the end of the rainforest study, students hang signs, bake goodies for the Annual Rain Forest Bake Sale. With the money raised, Mrs. Reh and



Mrs. Reh Reads
"Rain Forest"



Mrs. Reh Builds A Rain Stick



the children choose an animal or project to sponsor through the child-founded organization, Kids Saving the Rainforest. We have missed so much this year, but we are so excited to have Mrs. Reh share some of the special moments of her rainforest study.

Mrs. Reh Reads "Rain Forest"

<https://youtu.be/Qwa5CLEKFWQ>

Mrs. Reh Builds a Rain Stick

<https://youtu.be/Btrhq66w3Ks>



The Mission of Kids Saving the Rainforest is to protect the diverse wildlife of Costa Rica's Pacific Coast by rehabilitating wildlife, conducting original scientific research, training volunteers, and promoting conservation and reforestation. To make a donation, contact:

<https://www.kidssavingtherainforest.org/>

"The Rhyiming Dust Bunnies" is a book greatly enjoyed by many of the GSPK classes, but we LOVE the way Mrs. Reh reads it best. Thank you, Mrs. Reh!

<https://youtu.be/tvRD5clZCyk>



✦ Junior Kindergarten with Mrs. Luther and Mrs. Caraher

Mrs. Luther has been rocking around the alphabet (and the internet) with emails full to the brim with activities, lovingly chosen, to get her kids engaged with mind and body. Each letter of the week brings a lesson full of learning videos, writing and coloring pages, arts and crafts, science and dance! Each lesson has students' brains full and bodies tired. Here are just a few examples of the fun times Junior Kindergarten has had.



Let's Learn About Letters:

Ss

[Sesame Street LETTER Ss!](#)

[Jack Hartman Ss](#)

Rr

[Sesame Street and the Letter Rr](#)

[Jack Hartman Rr](#)

Ee

[Sesame Street - Elmo and the letter E](#)

[Jack Hartman Ss](#)

Cc

[Sesame Street Letter Cc](#)

[Jack Hartman Cc](#)

Jj

[Sesame Street Letter Jj](#)

[Jack Hartman Letter Jj](#)

Uu

[Sesame Street Letter Uu](#)

[Jack Hartman Uu](#)

Junior K Zoom Class was full of Jolly J week JOY when Mrs. Luther read "Because a Bug Went Kachoo!"

The class started by telling some of their favorite jokes. Here are just a few!

What do you call a kid that sleeps?
A Kidnapper!

What do you call an alligator wearing a vest?
An investigator!

What do you call a cheese that isn't your cheese?
Nacho Cheese!

And a couple more, just for giggles!

What do you call a dinosaur that is sleeping?
A Dino-Snore!

What is fast, loud and crunchy?
A Rocket Chip!

Let's Learn About Math and Science:

So, if a plant needs water to grow, what will happen if it does not have water?

For your experiment you need 2 cups or jars, 2 stalks of celery, and water.

You will put water in 1 cup/jar and leave the other empty, no water. Put a stalk of celery in each cup/jar. Watch over the week and see what happens to the 2 stalks of celery. What happens to the stalk with no water? What does it feel like? Does it look different from the stalk in water? What does the stalk in water look and feel like? Pretty cool, huh? You have been a scientist :)



Sid the Science Kid - Estimation Investigation: <https://youtu.be/DbF62ARqaKQ>
Elephants <https://youtu.be/Aw6GkiCvcWs>
Caterpillar to Butterfly: <https://youtu.be/stkIMcRq0YE>
Metamorphosis: <https://youtu.be/TvmQiWpgX5c>

Let's Read a Book:

"The Tiny Seed " by Eric Carle <https://youtu.be/ls6wTeT2cKA>.
The Easter Story: <https://youtu.be/gpERX2zuDSg>
"Pete the Cat and his Big Easter Adventure" <https://youtu.be/AQ8Zw4nolTw>
"The Great Eggscape" <https://youtu.be/yoZU5QDDKsg>
"From Caterpillar to Butterfly" <https://youtu.be/lltvNJ6YY98>
"When I Grow Up" <https://youtu.be/IV9ERA-I7Y4>
"Jamberry" by Bruce Degen: <https://youtu.be/L1c9PgOb2cc>
"A Great Day for Up" by Dr. Seuss: <https://youtu.be/bNCmOxLI7jl>
"Underwear" by Mary Elise Monsell: <https://youtu.be/XslJF6bHDc0>

Let's Sing and Dance:

Farmer Plants the Seed..... <https://youtu.be/cRhGOdqWllo>
Seed Song - How Seeds Move....<https://youtu.be/3CCOWHa-qfc>
Shake our Sillies Out.....https://youtu.be/NwT5oX_mqS0
Silly Snake.....<https://youtu.be/40liSHDGdVs>
I Put my Scarf on my Head.....<https://youtu.be/W7RAHO3f6Uk>
Wave Your Scarves.....<https://youtu.be/esBb38YZboM>.
Listen and Move: https://youtu.be/j24_xH5uvdA
Unlike like Elephants, we can Jump!: <https://youtu.be/kcQJDpj5TSY>
Here is one that always makes us giggle! Tooty Ta: <https://youtu.be/PXvh08Mnork>
Patty Shulka Jobs song: <https://youtu.be/TiZoHudqFq8>
Community Heros: <https://youtu.be/SVNVpNfrboU>
Community Count, Count to 100: <https://youtu.be/-RYeneL4RNo>
Jack Hartman sings about metamorphosis: <https://youtu.be/k4PgljcarTA>
The Butterfly Song: https://youtu.be/imO2NiKo_AQ
Now dance like a butterfly with Patty Shukla! <https://youtu.be/1EQeYA5Qbic>
John Jacob Jingleheimer Schmidt: <https://youtu.be/fovP6IAUVP0>
Up! Up! Up!: https://youtu.be/Lrd0TiER_J0
Umbrella by Laurie Berkner Band: <https://youtu.be/dKtnSmDADuA>
Underwear is Fun to Wear! by Heather Ann & her Ukulele: <https://youtu.be/ok3BUAoxodA>

Let's Color and Craft:

You can find hours of coloring fun for any subject and any letter of the alphabet at <http://www.supercoloring.com/>
Estimation Jars: <https://www.prekinders.com/marker-estimation-jars/>
Butterfly Life Cycle Craft <https://buggyandbuddy.com/butterfly-life-cycle-craft/>
Potato Egg Stamps: <https://www.thebestideasforkids.com/easter-paper-plate-basket/>
Toilet Paper Roll Bunny: <https://www.thebestideasforkids.com/toilet-paper-roll-bunny/>
Here is a fun craft to do that we do at school. <https://artfulparent.com/butterfly-symmetry-paintings/>
A fun symmetry activity <https://www.mrsbremersclass.com/2015/02/symmetry-activities.html>

Thanks Mrs. Luther and Mrs. Caraher For hours and hours of fun!



✦ Pre-Kindergarten with Mrs. Ingold and Mrs. Clark



Mrs. Clark and her daughter Hannah have used their camera skills and sense of exploration to take the Pre-K class on adventures, both inside and out! We've met pets with fur and feathers, taken a nature hike, done a rainbow of science experiments, made an Earth Day craft straight from the heart, and read some of the GSPK Pre-K's FAVORITE stories. When Mrs. Clark gets her camera out, who knows where we will go next!

Hello from Mrs. Clark. https://youtu.be/UPljGD_OKC0

Meet Roo the Rooster! <https://youtu.be/5EBujZbktD8>

Rainbow Study

Salt Writing

https://youtu.be/E65zPg8_iG0

Paper Towel Experiment

<https://youtu.be/ARflajLjXmE>

Skittles Experiment

<https://youtu.be/P8U6BQfwU6s>



Science and Nature Study

Bouncy Egg Experiment

<https://youtu.be/RUhEX00zhRk>

Baking Soda Volcano

<https://youtu.be/WnI9xQQZfelk>

Nature Walk

<https://youtu.be/3MwzD2yTGcl>

The Earth Book

<https://youtu.be/mPJlq0cRIUs>

Earth Craft

https://youtu.be/fHnS7Dru_ZU



★ **Pre-Kindergarten** with Mrs. Stathelson and Mrs. Jacks AND **Three Year Olds** with Mrs. Stathelson, Mrs. Royall and Mrs. Whithaus





Mrs. Jacks has been VERY busy making sure our students keep up their writing and phonics skills. With the help of Mr. Jacks and Kitty Fenix, we get to write, play games and hear stories every week!

[Alpha Tales with Mrs. Jacks](#)

[Letter Games with Mrs. Jacks](#)

[Letter Writing with Mrs. Jacks](#)

[Sensory Writing with Mrs. S](#)



Circle Time with Mrs. Stathelson has looked a little different for her PreK and Three Year Old Classes, but we have all had SO MUCH FUN! We've taken walks in the woods, watched the grass grow, read LOTS of books and gathered together with our friends for weekly Zoom Meetings! We've continued our lessons in weekly emails and finished up our letter and number books. Spring is full of so many wonders to explore!



[Mrs. Stathelson's Circle Time Playlist](#)
[Wise Owls PreK Email Lesson Archive](#)
[Little Birds 3's Email Lesson Archive](#)

[PreK Letter Books](#)
[Three's Letter Practice Sheets](#)
[Three's Number Practice Sheets](#)




★ Three Year Olds with Mrs. Royall, Mrs. Bridges and Mrs. Suarez

Mrs. Royall has been busy making extra special deliveries of smiles, laughter, surprises and greetings to mailboxes, doorsteps, phones and computers. You can see on the children's faces just how happy and excited they are to get a letter, visit or call from their teacher!



These precious moments, captured on camera by parents and Mrs. Royall are just the warm hug our hearts needed today.



✦ Twos and Toddlers with Mrs. Whittaker and Miss Bayes



Mrs. Whittaker has been keeping her sweet little toddlers and twos busy with pages full of activities to do while away from school. Here some wonderful nature activities you can do with your little one.

Taking walks in your neighborhood or a walking path or a nature preserve provides many treasures to collect and use for different projects.

Pine cone - paint them, glue things to them, wrap ribbon around them

Rocks- vary in size, paint or decorate with stickers

Leaves- practice strengthening writing muscles by trying to trace around a variety of kinds of trees/glue them onto paper

Use all the above items to make a fairy garden or neighborhood.

(Find an empty shoe box or any box and arrange the items in there.

Allow room for streets, they can drive small cars in it. Little people or dolls can walk around, etc.)

Build a terrarium- cut the top off a plastic bottle. Put dirt in bottom.

Find a few plants from outside with roots, plant in the dirt, spray with water. Cover bottle with Saran wrap, tape to bottle, poke a couple holes in top.

Bug catcher- mason jar, poke holes in lid, put leaves and sticks in it/Catch a safe insect and put it in jar. Observe throughout the day. Let it out at some point.

Fill a little bucket with water and give them little brushes. Allow them to paint the fence, the house, their play set, etc. with the water.

Let them use your video on your phone to record your walk or an insect on the move. They will love watching it later.

Sidewalk chalk is a great outdoor activity. Draw a hopscotch board for them. Great way to practice numbers when trying to get a rock to land on one.

Give them paper and crayons, markers, etc. Let them draw a picture of something they see outside. This will help creativity to develop.

More activities with common household items:

Egg Cartons

Caterpillars, spiders, and crabs-use pipe cleaners or Q-tips for legs and antennae)

Plant veggies or flower seeds in them

Have your child sort items by color or size(coins, buttons, colorful paper)



Paper

Paper hats-let them decorate make some for their dolls or stuffed animals

Fold down paper from top to bottom

Bring top right corner to middle

Bring top left corner to middle

Flip up bottom on both sides

Boats- follow directions for hats

Then open to make a diamond

Flip each bottom diamond point to top diamond point

Open and it should make a smaller diamond-push it down

Pull gently the sides down at same time

T-shirt- follow both directions above

Cut both ends of boat off

Cut top of paper in middle

Open up-they can be fashion designers

A puzzle- Let your child decorate a piece of paper (if you have card stock or poster board, but regular paper works)

Cut into puzzle pieces (vary the size for easy to hard)

An airplane- fly indoors or out

UNO is a great game for matching colors, if they know their colors, move on to numbers.



Hiking is one of Mrs. Whittaker's favorite things to do with her family. Here she is reading a book just perfect for family nature hikes, "Walk with Me 1 2 3."

[Download video of Mrs. Whittaker reading *Walk with Me 1 2 3*](#)

**May the sun fill your days with warmth
until we play again. XOXO**

